

Easy Mobilization

We train for proper, easy installation, use and ongoing maintenance of our products.




Easy to install and transport – Modular components make it simple to assemble on the ground and get the repair work done productively

Minimal crew required to install -- 2-3 men at work in 90 minutes.

No costly mobilization

No excessive bearing loads on farm access roads



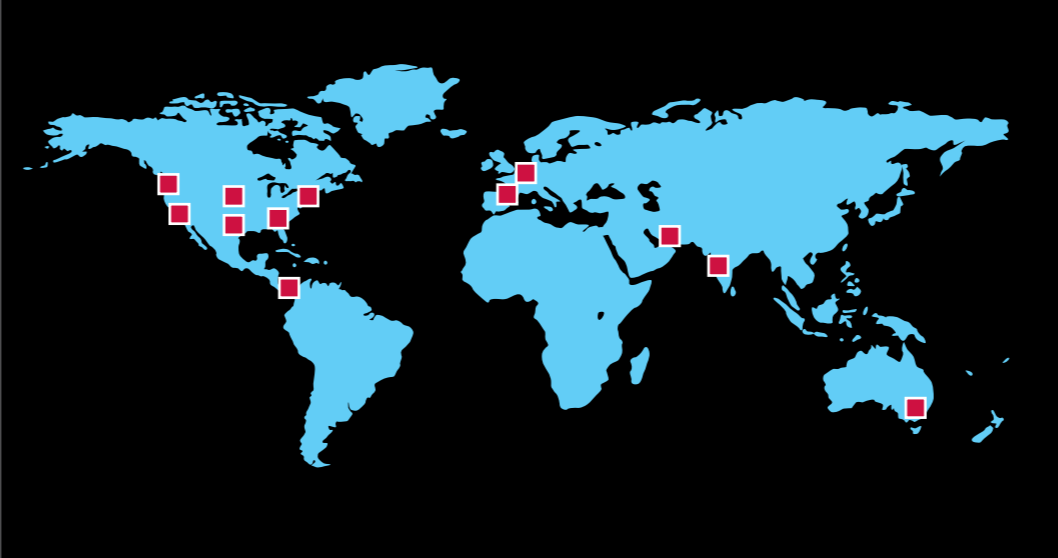
We believe in hands on training by committing to practical, actionable training in the field.



65 Years of Market Leadership

For decades, our innovative suspended access solutions enable quick, safe and reliable access both inside and outside a turbine tower and nacelle. Direct ownership, accountability to our products' performance and close cooperation with our customers: Power Climber Wind's solutions are built on that experience and innovation to provide you with the best experience working at height.

Safe, Reliable, Trusted solutions.



Turbine Access Solutions to Maximize Productivity

Power Climber Wind helps wind turbine OEMs, owners and service providers manage their operations and maintenance costs by providing the most reliable access equipment and expertise to improve employee safety, productivity and retention.

Safe...Reliable...Trusted



Founder

Market Leader in Powered Access Solutions

Unmatched Solutions Capability

Extensive Energy Industry Expertise

Highly Specialized Global Design, Application & Support Expertise

Robust Financial Strength

First in Innovation


Since 1947

Access Sales, Safety Solutions and Training for Wind O&M Professionals



Modular, Simple, Stable You get the work, we'll get you there


Power Climber Wind's range of powered access solutions offers quick, safe and reliable access both inside and outside a turbine tower. Our innovative 360° blade access platform is simple to install, easy to transport, and conveniently reconfigures for blade or tower work access with greater efficiency, more up-time, and lower cost of operation and maintenance.





Blade Access Platform (BAP)

For blade inspection and repair operations, suspended platforms offer a safe, productive, and cost-effective alternative to cranes, ground-based lifts and rope access solutions.



Tower Access Platform (TAP)

We offer wind turbine owners, operators, and service providers modular platform solutions that are easy to transport and maintain for all leading turbine makes and models.



Modular Platforms Help Your Investment Go Farther

Universal Turbine Access

Convenient to Reconfigure for Blade Inspection or Tower Access

Easy to Convert to Alternate Platform

Minimal Crew Needed to Operate

Easy to Transport in Smaller Vehicle, Without Professional Driver Credentials

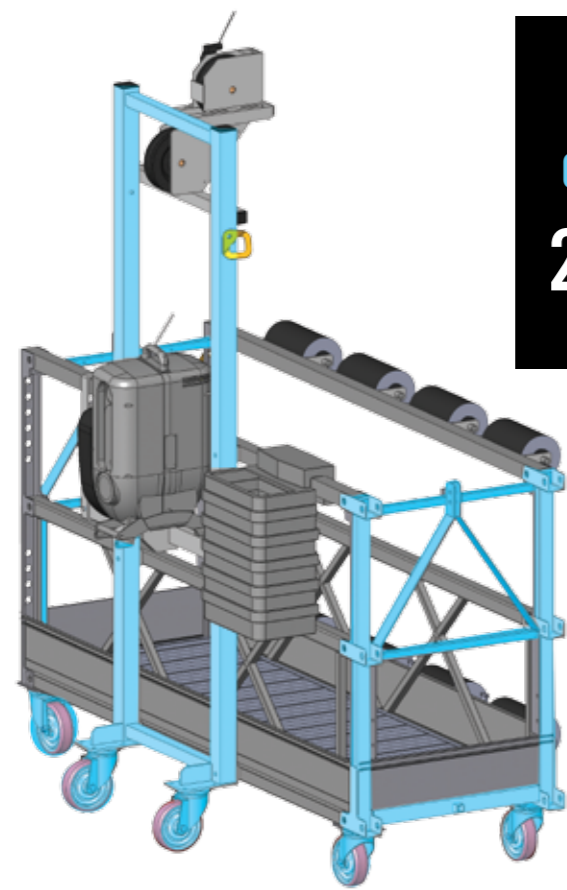
Simple Operation and Safety Features to Improve Productivity and Reduce Downtime

Counterweights Not Needed

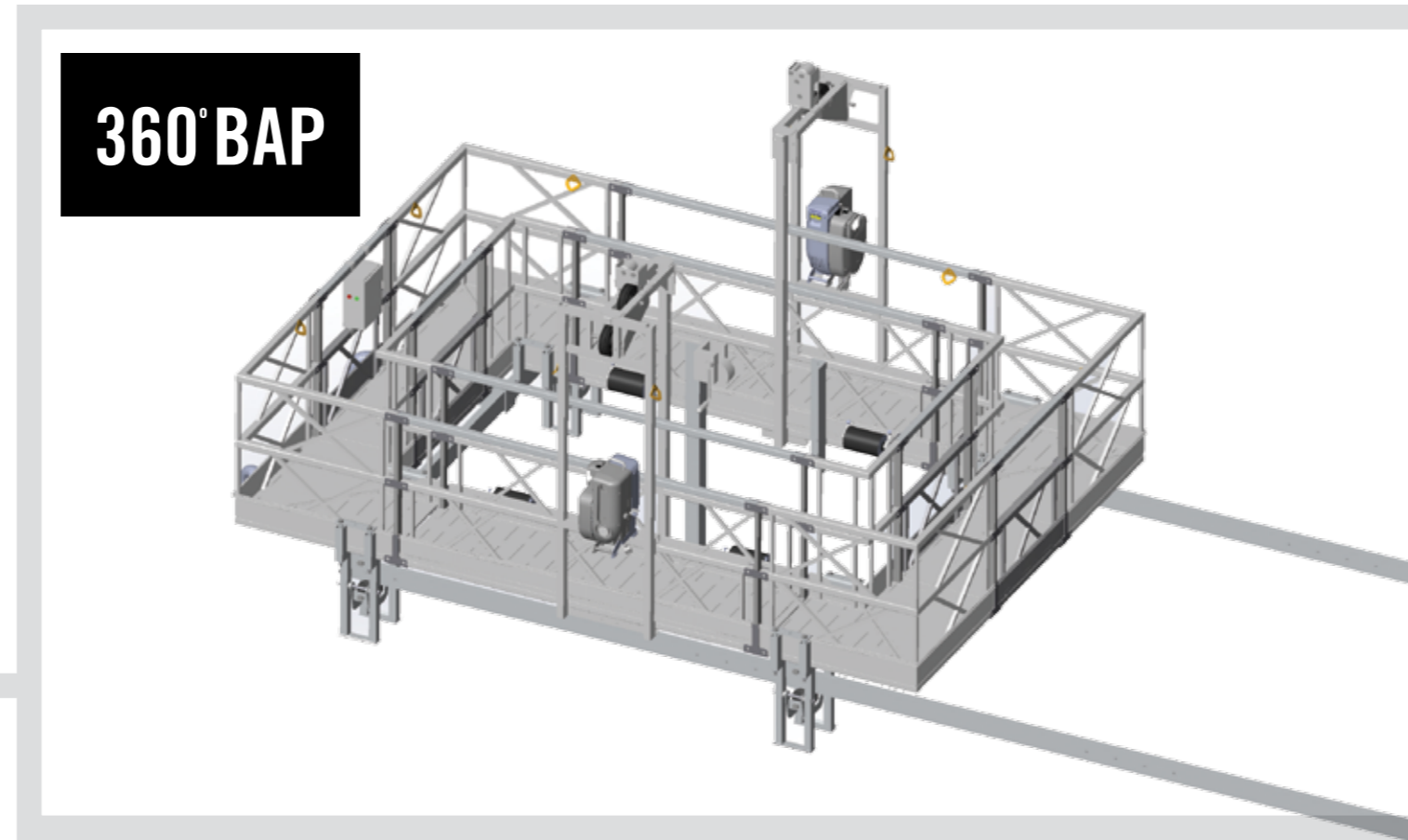
2M BAP for smaller blade or tower maintenance. 360° BAP for more comprehensive blade repairs.

If you have the 360° BAP convert it into a 2M BAP or TAP in moments

Versatile modular platforms enable configuring a tower access platform with a minor change to components.

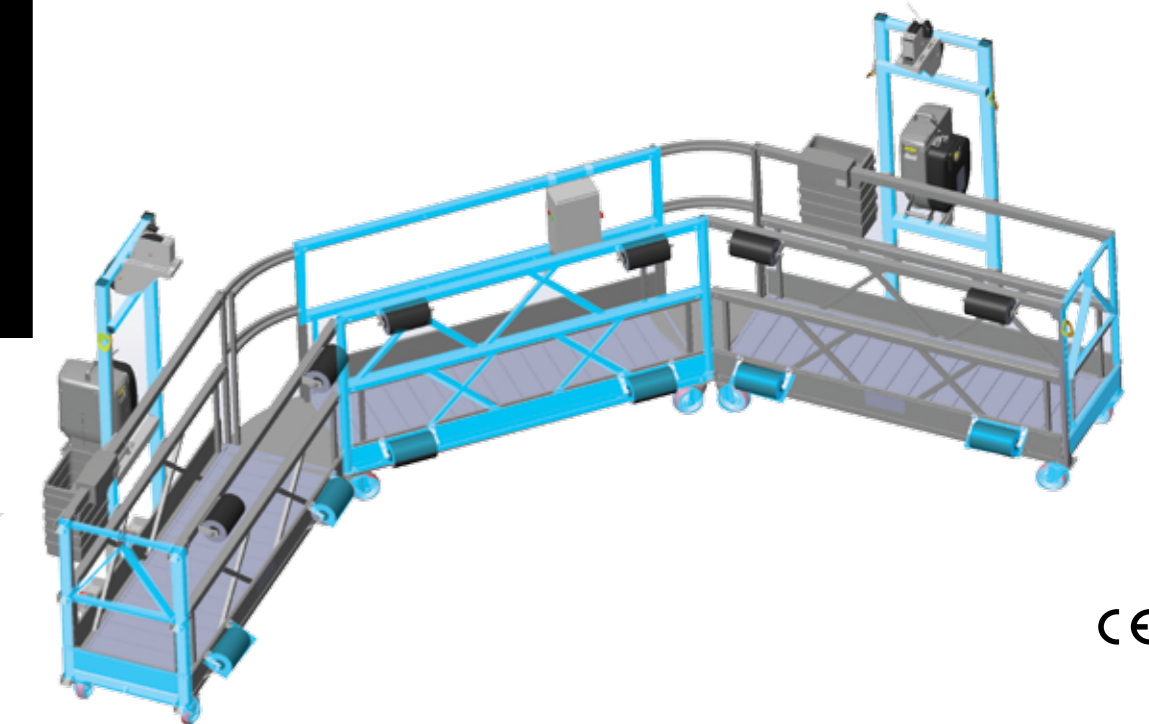


360° BAP CONVERTS TO 2M BAP*



360° BAP

360° BAP CONVERTS TO TAP*



CE

"We love how modular the 360 BAP is. Our composite techs were very impressed with the speed in which it assembled on the ground. In just 2 hrs we were able to assemble and rig, and within 8 minutes we left the ground and were able to capture the blade. In my experience, no other access method - whether a crane, rope access or man lift - could have done the job quicker, more cost-effectively and as safely."

Jim Lankford, Owner & President Lankford Painting Company

* With a few added components

SIMPLE MODULAR CONSTRUCTION IS CONFIGURABLE TO VARIOUS TOWER OR BLADE REPAIR SCOPES